



TC20/TC25 Series Technical Accessory Guide





NOTE: This document is only for general reference. Solution Builder and related PMBs should be used for product availability, pricing, and final solution selection.




* Zebra does not endorse or specifically recommend any **third-party products, accessories, or hardware**. ZEBRA DISCLAIMS ANY AND ALL LIABILITY, INCLUDING ANY EXPRESS OR IMPLIED WARRANTIES, WHETHER ORAL OR WRITTEN, FOR SUCH THIRD PARTY PRODUCTS, ACCESSORIES, OR HARDWARE. THE CUSTOMER ACKNOWLEDGES THAT NO REPRESENTATION HAS BEEN MADE BY ZEBRA AS TO THE FITNESS OF THE THIRD-PARTY PRODUCTS, ACCESSORIES, OR HARDWARE FOR THE CUSTOMER'S INTENDED PURPOSE.




Cradles and Charging




Cradles



| Part Number | Picture | Description | Notes | Required Items |
|-------------------|---|--------------------------------------|--|---|
| CRD-TC2X-SE1ET-01 |  | Single Slot USB/Charging ShareCradle | <ul style="list-style-type: none"> ► Provides various charge options: <ul style="list-style-type: none"> - Charges PowerPack and TC2X separately - Charges PowerPack and TC2X together - Charges Pistol Grip Trigger Handle and TC2X together ► Will charge: <ul style="list-style-type: none"> - Battery in TC2X from 0 to 80% in as little as 2.5 hours - Both TC2X battery and PowerPack battery from 0 to 80% in as little as 3 hours. - Stand-alone PowerPack battery from 0 to 80% in as little as 3 hours. ► Will NOT support RFD2000 RFID Sled ► Connects to USB-C connector and 2-pin charge contacts on bottom of TC2X or PowerPack battery. ► Optional USB to Ethernet Module Kit (KT-TC51-ETH1-01) can be used to convert to Ethernet enabled cradle. | <ul style="list-style-type: none"> ► Power Supply (PWR-BGA12V50W0WW and CBL-DC-388A1-01) ► AC Line Cord (23844-00-00R) ► USB Cable (25-124330-01R) for PC connection |
| KT-TC51-ETH1-01 |  | USB to Ethernet Module Kit | <ul style="list-style-type: none"> ► Attaches to Single Slot USB/Charging Cradle (CRD-TC2X-SE1ET-01) to provide Ethernet support ► Mechanical switch selects between USB B port and RJ45 Ethernet jack. ► 10/100/1000 Mbps speed ► LEDs on module indicate connectivity and speed. ► Includes USB to Ethernet Module (MOD-MT2-EU1-01) and Support Bracket/Plate (BRKT-TC51-ENET1-01). | Single Slot USB/Charging Cradle (CRD-TC2X-SE1ET-01) |

| | | | | |
|------------------------|---|--|---|--|
| CRD-TC2X-BS1CO-01 |  | Single Slot Base Charge-Only Cradle | <ul style="list-style-type: none"> ► Provides various charge options: <ul style="list-style-type: none"> - Charges PowerPack and TC2X separately - Charges PowerPack and TC2X together - Charges Pistol Grip Trigger Handle and TC2X together ► Connects to 2-pin Charge Connectors on bottom of TC2X or PowerPack battery. ► Will charge: <ul style="list-style-type: none"> - Battery in TC2X from 0 to 80% in as little as 2.5 hours - Both TC2X battery and PowerPack battery from 0 to 80% in as little as 3 hours. - Stand-alone PowerPack battery from 0 to 80% in as little as 3 hours. ► Will NOT support RFD2000 RFID Sled ► Can be used with Single Slot Base Cradle Daisy Chain Plate Kit (KIT-TC2XBS1FT-05) to gang multiple cradles together, creating a pseudo multi-slot charge-only cradle. | <ul style="list-style-type: none"> ► USB-C cable (CBL-TC2X-USBC-01) for TC25 or (CBL-TC5X-USBC2A-01) for TC20. ► USB Power Adapter (PWR-WUA5V12W0US - or country specific version) |
| CRD-TC2X-BS1CO-02 |  | Single Slot Charge-Only ShareCradle | <ul style="list-style-type: none"> ► Compatible with TC2x units with or without Protective Boot attached. ► Includes cradle insert/shim that requires removal when using a TC2x unit with the Protective Boot attached. ► Provides various charge options: <ul style="list-style-type: none"> - Charges PowerPack and TC2X separately - Charges PowerPack and TC2X together - Charges Pistol Grip Trigger Handle and TC2X together ► Connects to 2-pin Charge Connectors on bottom of TC2X or PowerPack battery. ► Will charge: <ul style="list-style-type: none"> - Battery in TC2X from 0 to 80% in as little as 2.5 hours - Both TC2X battery and PowerPack battery from 0 to 80% in as little as 3 hours. - Stand-alone PowerPack battery from 0 to 80% in as little as 3 hours. ► Will NOT support RFD2000 RFID Sled ► Can be used with Single Slot Base Cradle Daisy Chain Plate Kit (KIT-TC2XBS1FT-05) to gang multiple cradles together, creating a pseudo multi-slot charge-only cradle. ► NOTE: This is a custom product. Please work with your Zebra representative to open a Custom Product Request (CPR) if you would like to order this item. | <ul style="list-style-type: none"> ► Power Supply (PWR-BGA12V50W0WW and CBL-DC-388A1-01) ► AC Line Cord (23844-00-00R) |
| CRD1S-RFD2000-1R+11:11 |  | Single Slot Charge-Only ShareCradle for TC20 and RFID Sled | <ul style="list-style-type: none"> ► Provides various charge options: <ul style="list-style-type: none"> - Charges RFD2000 RFID Sled and TC2X separately - Charges RFID Sled and TC2X together ► Will charge: <ul style="list-style-type: none"> - Battery in TC2X from 0 to 80% in as little as 2.5 hours - Both TC2X battery and RFD2000 battery from 0 to 80% in as little as ?? hours. - RFD2000 battery from 0 to 80% in as little as 3 hours. - RFD2000 battery from 0 to 100% in as little as 4 hours. ► Connects to 2-pin Charge Connectors on bottom of TC20 and RFD2000. | <ul style="list-style-type: none"> ► Power Supply (PWR-BGA12V50W0WW and CBL-DC-388A1-01) ► AC Line Cord (23844-00-00R) |


| | | | | |
|---|---|--|---|--|
| <p>PSCTC2X-SCAN</p> <p>(3rd party) *</p> <p>http://www.portsmith.com</p> |  | <p>Portsmouth ScanStand Charge-Only Cradle Kit</p> | <ul style="list-style-type: none"> ▶ Extends the use of the TC2x as a fixed scanner. ▶ Firmly holds the TC2x in a downward facing direction with a range of motion allowing scanning angle to be adjusted. ▶ Ruggedly made for enterprise use. ▶ Connects to 2-pin charge contacts on bottom of TC2X. ▶ Kit includes Cradle and power supply. ▶ Not compatible with PowerPack Battery attached to TC2X. | |
| <p>CRD-TC2X-SE5CO-01</p> |  | <p>5-Slot Charge-Only ShareCradle</p> | <ul style="list-style-type: none"> ▶ Will charge up to five TC2X units. ▶ Provides various charge options: <ul style="list-style-type: none"> - Charges PowerPack and TC2X separately - Charges PowerPack and TC2X together - Charges Pistol Grip Trigger Handle and TC2X together. ▶ Connects to 2-pin Charge Connectors on bottom of TC2X or PowerPack battery. ▶ Will charge: <ul style="list-style-type: none"> - Battery in TC2X from 0 to 80% in as little as 2.5 hours - Both TC2X battery and PowerPack battery from 0 to 80% in as little as 3 hours. - Stand-alone PowerPack battery from 0 to 80% in as little as 3 hours. ▶ Will NOT support RFID Sled ▶ Can be racked/ mounted in a standard 19 inch rack system via the mounting accessory (BRKT-SCRD-SMRK-01). | <p>Power Supply (PWR-BGA12V108W0WW), DC Line Cord (CBL-DC-382A1-01), and AC Line Cord (23844-00-00R)</p> |
| <p>CRD-TC2X-SE5CO-02</p> |  | <p>5-Slot Charge-Only ShareCradle</p> | <ul style="list-style-type: none"> ▶ Compatible with TC2x units with or without Protective Boot attached. ▶ Includes cradle insert/shim that requires removal when using a TC2x unit with the Protective Boot attached. ▶ Will charge up to five TC2X units. ▶ Provides various charge options: <ul style="list-style-type: none"> - Charges PowerPack and TC2X separately - Charges PowerPack and TC2X together - Charges Pistol Grip Trigger Handle and TC2X together. ▶ Connects to 2-pin Charge Connectors on bottom of TC2X or PowerPack battery. ▶ Will charge: <ul style="list-style-type: none"> - Battery in TC2X from 0 to 80% in as little as 2.5 hours - Both TC2X battery and PowerPack battery from 0 to 80% in as little as 3 hours. - Stand-alone PowerPack battery from 0 to 80% in as little as 3 hours. ▶ Will NOT support RFID Sled ▶ Can be racked/ mounted in a standard 19 inch rack system via the mounting accessory (BRKT-SCRD-SMRK-01). ▶ NOTE: This is a custom product. Please work with your Zebra representative to open a Custom Product Request (CPR) if you would like to order this item. | <p>Power Supply (PWR-BGA12V108W0WW), DC Line Cord (CBL-DC-382A1-01), and AC Line Cord (23844-00-00R)</p> |






| | | | | |
|--|---|---|--|---|
| CRD5S-RFD2000-1R |  | 5-Slot Charge-Only ShareCradle for TC20 and RFD2000 RFID Sled | <ul style="list-style-type: none"> ▶ Will charge up to five TC20 and/or RFD2000 units. ▶ Provides various charge options: <ul style="list-style-type: none"> - Charges RFID Sled and TC2X separately - Charges RFID Sled and TC2X together ▶ Connects to 2-pin Charge Connectors on bottom of TC20 and RFD2000. ▶ Will charge: <ul style="list-style-type: none"> - Battery in TC2X from 0 to 80% in as little as 2.5 hours - Both TC2X battery and RFD2000 battery from 0 to 80% in as little as ?? hours. - RFD2000 battery from 0 to 80% in as little as 3 hours. - RFD2000 battery from 0 to 100% in as little as 4 hours. ▶ Can be racked/ mounted in a standard 19 inch rack system via the mounting accessory (BRKT-SCRD-SMRK-01). | Power Supply (PWR-BGA12V108W0WW), DC Line Cord (CBL-DC-382A1-01), and AC Line Cord (23844-00-00R) |
| BRKT-SCRD-SMRK-01 |  | 5-Slot ShareCradle Mounting Bracket | <ul style="list-style-type: none"> ▶ Allows for rack and wall mounting of one 5-Slot ShareCradle or up to four Single Slot ShareCradles. ▶ Bracket can be mounted on standard 19" network rack or on a wall. ▶ Has cable routing slots and removable power supply tray that stores and conceals power supplies. ▶ Adjustable tabs & screw mounts for easy hanging/installation. ▶ Adjustable orientations: <ul style="list-style-type: none"> - 25° High Density (5-Slot Charge Only Cradle) - Horizontal (Single Slot Cradle or 4-Slot Battery Chargers) ▶ Not compatible with Single Slot Base Charge-Only Cradle (CRD-TC2X-BS1CO-01). ▶ See the Bluetooth-Generic Accessories TAG for info on 3rd party Network Racks that can be used for mounting this bracket. | |
| PSD4TC2X-01 (4-slot cradle) PSD6TC2X-01 (6-slot cradle) PSD8TC2X-01 (8-slot cradle) (3rd party) * http://www.portsmith.com |  | Portsmith Multi-Slot Charge-Only Dock Kit | <ul style="list-style-type: none"> ▶ Provides four, six or eight slot options ▶ LED status indicators. ▶ Precision alignment of the handheld into the cradle. ▶ One handed insertion and removal. ▶ Durable powder-coated metal chassis ▶ Injection molded cradles slots. ▶ Safe and regulated power at each cup - 5VDC 2A delivered to each slot. ▶ KIT Includes power supply and line cord for use in North America. | |

| PSP5TC25-01 (3rd party) * |  | Portsmith 5-Slot Charge-Only Dock | <ul style="list-style-type: none"> ► Charges five devices per module from a single power supply. ► Durable rugged ABS cradle materials ► Precision alignment of the handheld into the cradle ► One handed insertion and removable ► Safe and regulated power at each cup - 5VDC 2A delivered to each slot ► Powder-coated steel chassis ► Better space efficiency compared to five individual charging docks ► Dimensions: 23" wide, 5" deep, 7" tall ► Includes power supply and line cord for use in North America. | |
|---|---|---|---|--|
| http://www.portsmith.com | | | | |
| PSP4TC25-02 (3rd party) * |  | Portsmith 4-Slot Charge-Only Dock - for Rack Mounting | <ul style="list-style-type: none"> ► Charges four devices per rack module from a single power supply. ► Durable rugged ABS cradle materials ► Precision alignment of the handheld into the cradle ► One handed insertion and removable ► Safe and regulated power at each cup - 5VDC 2A delivered to each slot ► Powder-coated steel chassis ► Mounts in any industry standard server or wall mount rack ► 6U or 10.5 inches tall ► Includes power supply and line cord for use in North America. | |
| http://www.portsmith.com | | | | |
| Direct to Device Charging | | | | |
| Part Number | Picture | Description | Notes | Required Items |
| CBL-TC2X-USBC-01 |  | USB-C cable for Charging/Communication (TC20 or TC25 use) | <ul style="list-style-type: none"> ► USB-A to USB-C cable ► Attaches to USB-C port on the bottom of the device or to the Single Slot Base Charge-Only Cradle (CRD-TC2X-BS1CO-01). ► Can be used to charge the TC2X via USB connections (PC, USB AC Wall Outlet adapter, USB Cigarette Lighter adapter) ► Cable length is 1.5M (~5 ft.) ► Will charge battery in TC2X from 0 to 90% in less than 5 hours using USB 1.2 connection or from 0 to 90% in less than 4 hours using USB 2.0 connection. ► Can also be used to communicate with TC2X without using a Cradle. ► NOTE: This cable includes an additional ferrite bead. Cable is required when using TC25 with SIM card in order to meet cellular emission regulatory requirements. | <p>For charging via AC Wall Outlet: USB Power Adapter (PWR-WUA5V12W0US - or country specific version)</p> <p>For charging in-vehicle: USB Cigarette Lighter Adapter (CHG-AUTO-USB1-01)</p> |



| | | | | |
|--------------------|---|--|---|--|
| CBL-TC5X-USBC2A-01 |  | USB-C cable for Charging/Communication (TC20 use only) | <ul style="list-style-type: none"> ► USB-A to USB-C cable ► Attaches to USB-C port on the bottom of the device or to the Single Slot Base Charge-Only Cradle (CRD-TC2X-BS1CO-01). ► Can be used to charge the TC20 via USB connections (PC, USB AC Wall Outlet adapter, USB Cigarette Lighter adapter) ► Cable length is 1.5M (~5 ft.) ► Will charge battery in TC20 from 0 to 90% in less than 5 hours using USB 1.2 connection or from 0 to 90% in less than 4 hours using USB 2.0 connection. ► Can also be used to communicate with TC20 without using a Cradle. ► NOTE: This cable can be used on TC20 or TC25 units without a SIM card. CBL-TC2X-USBC-01 is required when using TC25 with SIM card (cellular connection) in order to meet cellular emission regulatory requirements. | <p>For charging via AC Wall Outlet: USB Power Adapter (PWR-WUA5V12W0US - or country specific version)</p> <p>For charging in-vehicle: USB Cigarette Lighter Adapter (CHG-AUTO-USB1-01)</p> |
| 3rd party * |  | USB-C cable for Charging/Communication | <ul style="list-style-type: none"> ► Attaches to USB-C port on the bottom of the device or to the Single Slot Base Charge-Only Cradle (CRD-TC2X-BS1CO-01). ► Can be used to charge the TC2X via USB connections (PC, USB AC Wall Outlet adapter, USB Cigarette Lighter adapter) ► Will charge battery in TC2X from 0 to 90% in less than 5 hours using USB 1.2 connection or from 0 to 90% in less than 4 hours using USB 2.0 connection. ► Can also be used to communicate with TC2X without using a Cradle. ► NOTE: This cable can be used on TC20 or TC25 units without a SIM card. CBL-TC2X-USBC-01 is required when using TC25 with SIM card (cellular connection) in order to meet cellular emission regulatory requirements. | <p>For charging via AC Wall Outlet: USB Power Adapter (PWR-WUA5V12W0US - or country specific version)</p> <p>For charging in-vehicle: USB Cigarette Lighter Adapter (CHG-AUTO-USB1-01)</p> |

Communication Cables

| Part Number | Picture | Description | Notes | Required Items |
|------------------|---|---|---|--|
| CBL-TC2X-USBC-01 |  | USB-C cable for Charging/Communication (TC20 or TC25 use) | <ul style="list-style-type: none"> ► USB-A to USB-C cable ► Attaches to USB-C port on the bottom of the device or to the Single Slot Base Charge-Only Cradle (CRD-TC2X-BS1CO-01). ► Can be used to charge the TC2X via USB connections (PC, USB AC Wall Outlet adapter, USB Cigarette Lighter adapter) ► Cable length is 1.5M (~5 ft.) ► Will charge battery in TC2X from 0 to 90% in less than 5 hours using USB 1.2 connection or from 0 to 90% in less than 4 hours using USB 2.0 connection. ► Can also be used to communicate with TC2X without using a Cradle. ► NOTE: This cable includes an additional ferrite bead. Cable is required when using TC25 with SIM card in order to meet cellular emission regulatory requirements. | <p>For charging via AC Wall Outlet: USB Power Adapter (PWR-WUA5V12W0US - or country specific version)</p> <p>For charging in-vehicle: USB Cigarette Lighter Adapter (CHG-AUTO-USB1-01)</p> |





| | | | | |
|---------------------------|---|--|---|--|
| CBL-TC5X-USBC2A-01 |  | USB-C cable for Charging/Communication (TC20 use only) | <ul style="list-style-type: none"> ► USB-A to USB-C cable ► Attaches to USB-C port on the bottom of the device or to the Single Slot Base Charge-Only Cradle (CRD-TC2X-BS1CO-01). ► Can be used to charge the TC20 via USB connections (PC, USB AC Wall Outlet adapter, USB Cigarette Lighter adapter) ► Cable length is 1.5M (~5 ft.) ► Will charge battery in TC20 from 0 to 90% in less than 5 hours using USB 1.2 connection or from 0 to 90% in less than 4 hours using USB 2.0 connection. ► Can also be used to communicate with TC20 without using a Cradle. ► NOTE: This cable can be used on TC20 or TC25 units without a SIM card. CBL-TC2X-USBC-01 is required when using TC25 with SIM card (cellular connection) in order to meet cellular emission regulatory requirements. | <p>For charging via AC Wall Outlet: USB Power Adapter (PWR-WUA5V12W0US - or country specific version)</p> <p>For charging in-vehicle: USB Cigarette Lighter Adapter (CHG-AUTO-USB1-01)</p> |
| 3rd party * |  | USB-C cable for Charging/Communication | <ul style="list-style-type: none"> ► Attaches to USB-C port on the bottom of the device or to the Single Slot Base Charge-Only Cradle (CRD-TC2X-BS1CO-01). ► Can be used to charge the TC2X via USB connections (PC, USB AC Wall Outlet adapter, USB Cigarette Lighter adapter) ► Will charge battery in TC2X from 0 to 90% in less than 5 hours using USB 1.2 connection or from 0 to 90% in less than 4 hours using USB 2.0 connection. ► Can also be used to communicate with TC2X without using a Cradle. ► NOTE: This cable can be used on TC20 or TC25 units without a SIM card. CBL-TC2X-USBC-01 is required when using TC25 with SIM card (cellular connection) in order to meet cellular emission regulatory requirements. | <p>For charging via AC Wall Outlet: USB Power Adapter (PWR-WUA5V12W0US - or country specific version)</p> <p>For charging in-vehicle: USB Cigarette Lighter Adapter (CHG-AUTO-USB1-01)</p> |
| 25-124330-01R |  | Single Slot Cradle to PC/Host USB cable | <ul style="list-style-type: none"> ► Used with Single Slot USB/Ethernet Cradle (CRD-TC2X-SE1ET-01) ► Micro USB connection on cradle end | |
| PSA5BT1E (3rd party) * |  | Bluetooth Ethernet Adapter | <ul style="list-style-type: none"> ► Discontinued ► Connects Android Bluetooth devices to Ethernet ► Pair as many devices as desired ► Supports 5 concurrent Bluetooth connections to one Adapter ► PSAK-5BT1E KIT Includes: PSA5BT1E Bluetooth Ethernet Adapter, 5V power supply with AC adapter plugs for worldwide use and Ethernet cable | |
| 3rd party * |  | USB micro-A to USB A Female adapter | <ul style="list-style-type: none"> ► Allows the TC2X to act as a USB host to connect to devices like USB flash drives/memory sticks, mice, etc. ► Connects to Single Slot USB/Ethernet Cradle (CRD-TC2X-SE1ET-01) | |

Snap-On Accessories

| Part Number | Picture | Description | Notes | Required Items |
|---|---|----------------------------|---|--|
| TRG-TC2X-SNP1-01 |  | Pistol Grip Trigger Handle | <ul style="list-style-type: none"> ▶ Trigger Handle accessory offers customers the option of using the product in a gun form factor, ideal for scan-intensive situations. ▶ Easily attaches to TC2X top housing ▶ Easily removed to access battery ▶ Integrated 3-point stand for resting terminal when not in use ▶ When attached, charge contacts and USB-C port on bottom of TC2X remain exposed to provide for charging/communications with 5-Slot & 1-Slot Cradles. ▶ Only compatible with TC20 or TC25 Plus configurations (units with SE4710 scan engine and 2-pin I/O door) or TC20 RFID Ready configurations (8-pin I/O door). ▶ Not compatible with: <ul style="list-style-type: none"> - Key based TC20 units - TC20/TC25 units with SE2100 scan engine (blank I/O door) - TC25 configurations with SE4710 scan engine and blank I/O door. - TC2X units with PowerPack Battery (BTRY-TC2X-PRPK1-01) attached. ▶ Can be used with optional Wrist Tether Strap (50-12500-066). ▶ Blocks view of rear facing camera | <ul style="list-style-type: none"> ▶ TC20 or TC25 Plus configuration device (with 2-pin I/O door) OR TC20 RFID Ready configuration device (with 8-pin I/O door). Other TC2X configurations are not supported. Devices with blank I/O door cannot be converted to Plus (2-pin) or RFID Ready (8-pin) I/O door. |
| RFD2000-1000100-US (US) RFD2000-1000100-EU (EU and ETSI) RFD2000-1000100-JP (Japan) RFD2000-1000100-KR (South Korea) RFD2000-1000100-IN (India) |  | RFID Sled | <ul style="list-style-type: none"> ▶ Enables a user to scan EPCglobal Gen2 UHF RFID tags ▶ Easily attaches to the TC20 top housing ▶ Exposed contacts provide ability to charge with the 5-Slot and 1-Slot ShareCradles that are designed for the RFID Sled. ▶ Only compatible with TC2X RFID Ready configurations (with 8-pin I/O door) ▶ Not compatible with: <ul style="list-style-type: none"> - Key based TC20 units - TC20 units with SE2100 scan engine (with blank I/O door) - TC20 Plus units (with 2-pin I/O door) - TC2X units with PowerPack Battery (BTRY-TC2X-PRPK1-01) attached. ▶ NOTE: TC25 configurations with 8-pin I/O door for RFID support are a custom product. Please work with your Zebra representative to open a Custom Product Request (CPR) if you would like to order one of these configurations. ▶ Can be used with optional Wrist Tether Strap (50-12500-066). ▶ Blocks view of rear facing camera ▶ Includes battery and handstrap | <ul style="list-style-type: none"> ▶ TC20 RFID Ready configuration (with 8-pin I/O door) Other TC2X configurations are not supported. Devices with blank I/O door or Plus (2-pin) door cannot be converted to RFID Ready (8-pin) I/O door. ▶ Requires Single Slot Charge-Only ShareCradle for TC20 and RFID Sled (CRD1S-RFD2000-1R) or 5-Slot Charge-Only ShareCradle for TC20 and RFD2000 RFID Sled (CRD5S-RFD2000-1R) for charging. |

Soft Goods - Cases/Holsters


| Part Number | Picture | Description | Notes | Required Items |
|-------------|---------|-------------|-------|----------------|
|-------------|---------|-------------|-------|----------------|

| | | | | |
|---|---|---|--|--|
| SG-TC2X-BOOT-01 |  | Protective Boot | <ul style="list-style-type: none"> ▶ Boot increases drop spec of device from "4 ft. to tile over concrete @ room temperature" to "4 ft. to concrete across device's operating temperature range". ▶ Not compatible with TC20K (keyboard device). Also not compatible with Power Pack Battery or RFD2000 RFID Sled. ▶ Devices with boot attached can be used with Single Slot Charge-Only ShareCradle (CRD-TC2X-BS1CO-02) or 5-Slot Charge-Only ShareCradle (CRD-TC2X-SE5CO-02). ▶ NOTE: This is a custom product. Please work with your Zebra representative to open a Custom Product Request (CPR) if you would like to order this item. | |
| SG-TC2X-HSTRP1-02 (for All-Touch TC2X devices) SG-TC20K-HSTP1-02 (for TC20 Key based device) |  | Handstrap | <ul style="list-style-type: none"> ▶ Strap attaches to back of TC2X via: <ol style="list-style-type: none"> 1. Nylon tether that loops into tether point on top of device 2. Strap that loops into tether point on bottom of device OR bottom of optional PowerPack Battery. ▶ Leather and Hypalon Pad provides maximum comfort and wear resistance. ▶ Adjustable Velcro design accommodates various hand sizes. ▶ Not compatible with Snap-on accessories. ▶ Features improved Velcro adhesion vs. SG-TC2X-HSTRP1-01 and SG-TC20K-HSTP1-01. | |
| SG-TC2X-HSTRP1-01 (for All-Touch TC2X devices) SG-TC20K-HSTP1-01 (for TC20 Key based device) |  | Handstrap | <ul style="list-style-type: none"> ▶ Discontinued 4/2019 - now use SG-TC2X-HSTRP1-02 (for All-Touch TC2X devices) or SG-TC20K-HSTP1-02 (for TC20 Key based device) - see PMB 10163. ▶ Strap attaches to back of TC2X via: <ol style="list-style-type: none"> 1. Nylon tether that loops into tether point on top of device 2. Strap that loops into tether point on bottom of device OR bottom of optional PowerPack Battery. ▶ Leather and Hypalon Pad provides maximum comfort and wear resistance. ▶ Adjustable Velcro design accommodates various hand sizes. ▶ Not compatible with Snap-on accessories. | |
| SG-TC2X-HLSTR1-01 |  | Soft Holster for TC2X All Touch EDA devices | <ul style="list-style-type: none"> ▶ Vertical orientation with Open Bucket design to accommodate hand strap and Snap-on accessories (Pistol Grip Trigger and RFID Sled) for easy insertion and removal. ▶ Holster has adjustable belt to fit the TC2X with or without the PowerPack battery. ▶ Non rotating for maximum durability. ▶ Opening at bottom of holster for providing drainage and route for audio from device's speaker. | |




| | | | | |
|--|---|---|---|--|
| SG-TC20K-HLST1-01 |  | Soft Holster for TC20 Key Based devices | <ul style="list-style-type: none"> ► Vertical orientation with Open Bucket design to accommodate hand strap for easy insertion and removal. ► Holster has adjustable belt to fit the TC2X with or without the PowerPack battery. ► Non rotating for maximum durability. ► Opening at bottom of holster for providing drainage and route for audio from device's speaker. | |
| SG-TC2X-ARMNT-01 |  | Arm Mount | <ul style="list-style-type: none"> ► Enables the TC2X to be mounted to the arm for hands free operation. ► Mount provides opening to use scan buttons on TC2X or the RS6000 Bluetooth scanner can be used for hands free scanning. ► Mount can be rotated to use device in portrait or landscape mode. ► Compatible with All Touch configurations. Not compatible with Key Based TC20 configurations. ► Not compatible with devices with the PowerPack Battery (BTRY-TC2X-PRPK1-01) attached. ► Arm Mount uses many of the same replaceable soft goods as the WT4000 (Replaceable Wrist Straps). See WT4000 TAG for details. ► NOTE: Ordering this item in North America or EMEA will require approval from Zebra Product Management. | |
| AF2901DW (3rd party) * http://www.ultimacase.com |  | Ultima Case Wrist/Arm Mount | <ul style="list-style-type: none"> ► Allows TC20/TC25 to be worn as a wearable device. ► Wearable design allows the user to have easy access to the device while having the ability to use both hands. ► Breathable material keeps the wrist cool and comfortable. ► Case rotates to desired angle - can be used in portrait or landscape mode. | |

| SG-TC2X-SCMNTRG-01 |  | Arm Mount with Scanner Finger Trigger | <ul style="list-style-type: none"> ► Enables the TC2X to be mounted to the arm for hands free operation and includes finger mounted trigger for the TC2X's built-in scanner. ► Only compatible with TC20 or TC25Plus configurations (units with SE4710 scan engine and 2-pin I/O door) or TC20 RFID Ready configurations (8-pin I/O door). ► Not compatible with: <ul style="list-style-type: none"> - Key based TC20 units - TC20/TC25 units with SE2100 scan engine (blank I/O door) - TC25 configurations with SE4710 scan engine and blank I/O door. - TC2X units with PowerPack Battery (BTRY-TC2X-PRPK1-01) attached. ► Blocks view of rear facing camera ► Finger trigger uses the same replaceable soft goods as the RS5000 Ring Scanner (Trigger Assembly and Finger Strap). See WT4000 TAG for details. ► Finger trigger uses many of the same replaceable soft goods as the RS5000 Ring Scanner (Trigger Assembly and Finger Strap). See WT4000 TAG for details. ► Arm Mount uses many of the same replaceable soft goods as the WT4000 (Replaceable Wrist Straps). See WT4000 TAG for details. ► NOTE: This is a custom product. Please work with your Zebra representative to open a Custom Product Request (CPR) if you would like to order this item. | <ul style="list-style-type: none"> ► TC20 or TC25Plus configuration device (with 2-pin I/O door) OR TC20 RFID Ready configuration device (with 8-pin I/O door). <p>Other TC2X configurations are not supported. Devices with blank I/O door cannot be converted to Plus (2-pin) or RFID Ready (8-pin) I/O door.</p> |
|---|---|---------------------------------------|---|--|
| 50-12500-066 |  | Wrist Strap for Trigger Handle | <ul style="list-style-type: none"> ► Attaches to bottom of Snap-on Pistol Grip Trigger Handle (TRG-TC2X-SNP1-01) | |
| Vehicle Cradles and Holders | | | | |
| Powered Cradles and Holders (provides device charging and/or communication) | | | | |
| Part Number | Picture | Description | Notes | Required Items |
| CRD-TC2X-VCH1-01 |  | Vehicle Holder | <ul style="list-style-type: none"> ► Holds TC2X in vehicle installations. ► Suction cup for easy installation and removal. ► Supports devices with or without PowerPack battery attached. ► Audio connector on top of TC20 is still accessible. ► USB-C port on bottom of device is accessible for charging. ► Does not support TC20 key based devices, only TC2X all-touch devices. ► Does not support Snap-On accessories. | For charging use USB Cigarette Lighter Adapter (CHG-AUTO-USB1-01) and USB-C Cable (CBL-TC2X-USBC-01) for TC25 or (CBL-TC5X-USBC2A-01) for TC20. |


| <p>various (3rd party) *</p> <p>http://www.proclipusa.com/category/zebra</p> |  | <p>Proclip Holders/Vehicle Cradles</p> | <ul style="list-style-type: none"> ► Available as: <ul style="list-style-type: none"> - non-powered (device holder) - powered - hard-wired - powered - cigarette lighter adapter ► Also available with designs that will hold: <ul style="list-style-type: none"> - Device with PowerPack battery attached. - Device with rubber boot attached. ► Durable cradle design for rugged enterprise use ► AMPS hole pattern for simple wall, pedestal or vehicle dashboard mounting ► Swivel mount | |
|---|---|--|--|--|
| <p>PSVTC25-01 (with cigarette lighter plug)</p> <p>PSVTC25-02 (with hard wired connector)</p> <p>(3rd party) *</p> <p>http://www.portsmith.com</p> |  | <p>Portsmith Charge-Only Vehicle Holders/Cradles</p> | <ul style="list-style-type: none"> ► Easy one handed insertion and removal ► Tilt swivel included with AMPS hole pattern for attachment to any mount ► 12V and 24V input power via car plug or hardwired connection direct to vehicle power ► Protected power circuitry converts the vehicle power to 5-v DC at 3.0-amps offering the device maximum power to charge | |
| Un-Powered Cradles and Holders (passive holders, no charging support) | | | | |
| Part Number | Picture | Description | Notes | Required Items |
| CRD-TC2X-VCH1-01 |  | Vehicle Holder | <ul style="list-style-type: none"> ► Holds TC2X in vehicle installations. ► Suction cup for easy installation and removal. ► Supports devices with or without PowerPack battery attached. ► Audio connector on top of TC20 is still accessible. ► USB-C port on bottom of device is accessible for charging. ► Does not support TC20 key based devices, only TC2X all-touch devices. ► Does not support Snap-On accessories. | <p>For charging use USB Cigarette Lighter Adapter (CHG-AUTO-USB1-01) and USB-C Cable (CBL-TC2X-USBC-01) for TC25 or (CBL-TC5X-USBC2A-01) for TC20.</p> |

| | | | | |
|---|---|---------------------------------|---|--|
| various (3rd party) * |  | Proclip Holders/Vehicle Cradles | <ul style="list-style-type: none"> ▶ Available in non-powered, hard-wired powered or cigarette light adapter powered configurations. ▶ Also available with designs that will hold TC2X devices with and without PowerPack battery attached. ▶ Durable cradle design for rugged enterprise use ▶ AMPS hole pattern for simple wall, pedestal or vehicle dashboard mounting ▶ Swivel mount | |
| http://www.proclipusa.com/category/zebra | | | | |

Misc




| Part Number | Picture | Description | Notes | Required Items |
|----------------------------------|---|---|--|---|
| Stylus |  | Stylus | <ul style="list-style-type: none"> ▶ Not Available - Stylus is NOT supported on the TC2X series. Only Finger mode is supported. | |
| SG-TC2X-SCRNPT1-01 (single) |  | Screen Protector | <ul style="list-style-type: none"> ▶ Tempered glass screen protector to provide an extra layer of ruggedness to the Gorilla Glass touch screen of the TC2x. ▶ Provides an oleophobic layer to disperse finger oils. | |
| KIT-TC2X-BS1FT-05 (pack of 5) |  | Single Slot Base Cradle Daisy Chain Plate Kit | <ul style="list-style-type: none"> ▶ Connects up to six Single Slot Base Cradles (CRD-TC2X-BS1CO-01) together to create a psuedo 6-Slot Charge Only Cradle. ▶ May provide a lower cost solution than using the 5-Slot Charge-Only Cradle (CRD-TC2X-SE5CO-01) ▶ Each cradle must use its own USB-C cable with power supply. ▶ Not compatible with Single Slot USB/Charging ShareCradle (CRD-TC2X-SE1ET-01). | Up to six Single Slot Base Charge-Only Cradles (CRDTC2X-BS1CO-01) |





Headset/Audio Accessories





| Part Number | Picture | Description | Notes | Required Items |
|-------------------|---|--|---|----------------|
| HDST-35MM-PTT1-01 |  | PTT and VoIP Headset (3.5mm Standard jack) | <ul style="list-style-type: none"> ▶ For Push-To-Talk (PTT) and VoIP telephony ▶ Uses standard 3.5mm jack. ▶ Rotating earpiece allows for right or left ear configuration ▶ Built-in cord wrap ▶ mono with microphone ▶ includes clip for attaching PTT button to clothing. | |

| | | | | |
|------------------------------|--|---|--|--|
| HDST-35MM-PTVP-01 | A black over-the-ear headset with a coiled cable and a 3.5mm locking jack connector. | PTT Headset (3.5mm Locking jack) | <ul style="list-style-type: none"> ► For Push-To-Talk (PTT) applications ► Only supported on TC20 devices - which include a 3.5mm headset jack. Not supported on TC25 units. ► NOTE: PTT button on headset is only supported on TC20 units manufactured after April 2019 with Android O. Prior TC20 devices only support the PTT button on the side of the device. ► Uses 3.5mm rugged jack that is keyed/collared for a locking failsafe connection. ► Rotating earpiece allows for right or left ear configuration ► Built-in cord wrap ► mono with microphone ► includes clip for attaching PTT button to clothing. | 3.5mm Keyed/Collared Female to 3.5mm Male Headset Adapter Cable (CBL-TC51-HDST35-01) |
| HDST-25MM-PTVP-01 | A black over-the-ear headset with a coiled cable and a 2.5mm jack connector. | PTT Headset (2.5mm jack) | <ul style="list-style-type: none"> ► For Push-To-Talk (PTT) applications ► Only supported on TC20 devices - which include a 3.5mm headset jack. Not supported on TC25 units. ► NOTE: PTT button on headset is only supported on TC20 units manufactured after April 2019 with Android O. Prior TC20 devices only support the PTT button on the side of the device. ► 2.5 mm jack ► Rotating earpiece allows for right or left ear configuration ► Built-in cord wrap ► mono with microphone ► includes clip for attaching PTT button to clothing. ► Recommend using 3.5mm headset (HDST-35MM-PTVP-01) instead since this feature provides a more secure locking jack connector. | 2.5mm Female to 3.5mm Male Headset Adapter Cable (CBL-TC51-HDST25-01) |
| SL+1W-3.5WA (3rd party) * | A black adapter cable with a 3.5mm male connector on one end and a 2.5mm female connector on the other. Below it are two small images of earpieces: one with a 3.5mm jack and one with a 2.5mm jack. | Workforce Audio SnapLock PTT Adapter Cable | <ul style="list-style-type: none"> ► For Push-To-Talk (PTT) applications ► Only supported on TC20 devices - which include a 3.5mm headset jack. Not supported on TC25 units. ► NOTE: PTT button on headset is only supported on TC20 units manufactured after April 2019 with Android O. Prior TC20 devices only support the PTT button on the side of the device. ► 3.5 mm jack ► Adapter cable provide SnapLock connector which accepts a variety of Workforce Audio's earpieces. ► includes clip for attaching PTT button to clothing | Requires purchase of earpiece for connecting to cable. |






<https://workforceaudio.com>




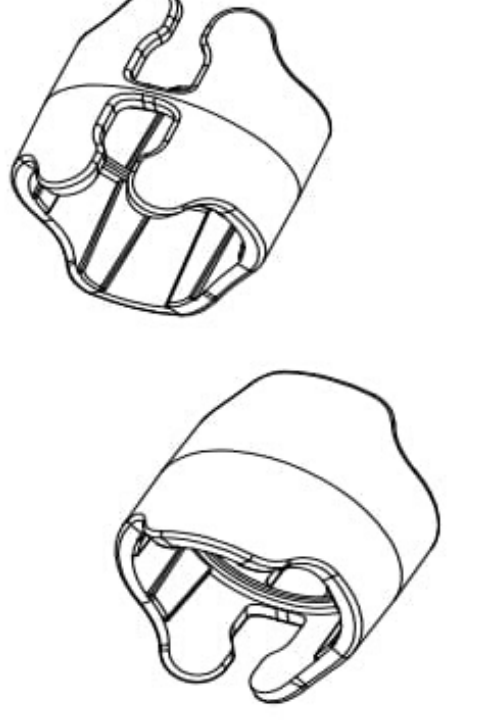

| | | | | |
|--|---|---|---|--|
| See HS2100-HS3100 Accessories Document |  | HS2100 Rugged Wired Headset | <ul style="list-style-type: none"> ▶ Only supported on TC20 devices - which include a 3.5mm headset jack. Not supported on TC25 units. ▶ Built to handle the everyday inevitable drops ▶ Dustproof, sprayproof and waterproof ▶ Ready for the freezer and outdoor subzero temperatures ▶ Feather-light for extraordinary comfort ▶ Noise cancellation for a superior voice experience in the noisiest environments ▶ Detachable swivel boom minimizes costs. ▶ Swivelling boom mutes microphone allowing uses to prevent voice pick applications from recognizing non-voice pick conversations. ▶ User-replaceable pads and windscreens maximize comfort and hygiene | 3.5mm Keyed/Collared Female to 3.5mm Male Headset Adapter Cable (CBL-TC51-HDST35-01) and HS2100 to 3.5mm Standard Cable (CBL-HS2100-3MS1-01) See HS2100/HS3100 Accessories Document for additional headset accessories |
| VR12 (3rd party) * http://www.blueparrott.com |  | BlueParrott VR12 Wired Noise Cancelling Headset | <ul style="list-style-type: none"> ▶ Only supported on TC20 devices - which include a 3.5mm headset jack. Not supported on TC25 units. ▶ Audio accuracy for voice picking and other speech recognition applications. ▶ High quality durability stands up to all day, every-day use. ▶ Lightweight design is easy and comfortable to wear all day. ▶ Compatible with most major wearable computers and devices used in voice-picking environments. ▶ G type (GN Netcom) Quick Disconnect. ▶ Convertible design gives choice of over-the-head and behind-the-neck wearing styles | For 3.5mm locking jack (recommended): 3.5mm Keyed/Collared Female to 3.5mm Male Headset Adapter Cable (CBL-TC51-HDST35-01) AND RCH50/RCH51 Quick Disconnect Headset Adapter Cable (ADP-35M-QDCBL1-01) For 2.5mm jack: 2.5mm Female to 3.5mm Male Headset Adapter Cable (CBL-TC51-HDST25-01) AND Headset Adapter Cable (25-124387-02R) |
| RCH51 |  | Rugged Cabled Headset | <ul style="list-style-type: none"> ▶ Discontinued 12/2018, now use HS2100 series - PMB 2981 ▶ Only supported on TC20 devices - which include a 3.5mm headset jack. Not supported on TC25 units. ▶ Improved to withstand chemicals in certain hair gels ▶ Noise cancelling microphone filters ambient noise inches away ▶ Extremely rugged strain relief features ensure cable bend tolerance, even at -30C ▶ IP67 sealing throughout the headset protects sensitive components from moisture and dust ▶ High-strength plastics survive 6' drop at -30C & 500 tumbles ▶ Weight: 4 oz. ▶ See RCH50/RCH51 Accessories Document for additional accessories | For 3.5mm locking jack (recommended): 3.5mm Keyed/Collared Female to 3.5mm Male Headset Adapter Cable (CBL-TC51-HDST35-01) AND RCH50/RCH51 Quick Disconnect Headset Adapter Cable (ADP-35M-QDCBL1-01) For 2.5mm jack: 2.5mm Female to 3.5mm Male Headset Adapter Cable (CBL-TC51-HDST25-01) AND Headset Adapter Cable (25-124387-02R) |










| | | | | |
|--|---|---|---|---|
| RCH50 |  | Rugged Cabled Headset | <p>► Discontinued 10/2011, now use RCH51</p> <p>► Only supported on TC20 devices - which include a 3.5mm headset jack. Not supported on TC25 units.</p> <p>► Noise cancelling microphone filters ambient noise inches away</p> <p>► Extremely rugged strain relief features ensure cable bend tolerance, even at -30C</p> <p>► IP67 sealing throughout the headset protects sensitive components from moisture and dust</p> <p>► High-strength plastics survive 6' drop at -30C & 500 tumbles</p> <p>► Weight: 4 oz.</p> <p>► See RCH50 Accessories Document for additional accessories</p> | <p>For 3.5mm locking jack (recommended): 3.5mm Keyed/Collared Female to 3.5mm Male Headset Adapter Cable (CBL-TC51-HDST35-01) AND RCH50/RCH51 Quick Disconnect Headset Adapter Cable (ADP-35M-QDCBL1-01)</p> <p>For 2.5mm jack: 2.5mm Female to 3.5mm Male Headset Adapter Cable (CBL-TC51-HDST25-01) AND Headset Adapter Cable (25-124387-02R)</p> |
| 50-11300-050R |  | Noise Cancelling Headset | <p>► Discontinued 8/2011, now use RCH51</p> <p>► Only supported on TC20 devices - which include a 3.5mm headset jack. Not supported on TC25 units.</p> | <p>For 3.5mm locking jack (recommended): 3.5mm Keyed/Collared Female to 3.5mm Male Headset Adapter Cable (CBL-TC51-HDST35-01) AND RCH50/RCH51 Quick Disconnect Headset Adapter Cable (ADP-35M-QDCBL1-01)</p> <p>For 2.5mm jack: 2.5mm Female to 3.5mm Male Headset Adapter Cable (CBL-TC51-HDST25-01) AND Headset Adapter Cable (25-124387-02R)</p> |
| 3PTY-VXI-VR12 (Zebra orderable SKU) |  | BlueParro VR12 Wired Noise Cancelling Headset | <p>► Discontinued 10/2018, now use HS2100 series - PMB 10005</p> <p>► Only supported on TC20 devices - which include a 3.5mm headset jack. Not supported on TC25 units.</p> <p>► Audio accuracy for voice picking and other speech recognition applications.</p> <p>► High quality durability stands up to all day, every-day use.</p> <p>► Lightweight design is easy and comfortable to wear all day.</p> <p>► Compatible with most major wearable computers and devices used in voice-picking environments.</p> <p>► G type (GN Netcom) Quick Disconnect.</p> <p>► Convertible design gives choice of over-the-head and behind-the-neck wearing styles</p> | <p>For 3.5mm locking jack (recommended): 3.5mm Keyed/Collared Female to 3.5mm Male Headset Adapter Cable (CBL-TC51-HDST35-01) AND RCH50/RCH51 Quick Disconnect Headset Adapter Cable (ADP-35M-QDCBL1-01)</p> <p>For 2.5mm jack: 2.5mm Female to 3.5mm Male Headset Adapter Cable (CBL-TC51-HDST25-01) AND Headset Adapter Cable (25-124387-02R)</p> |
| 3rd party * |  | USB-C Headsets | <p>► TC2X supports headset connections via the bottom USB-C connector.</p> <p>► Headset can be used on the TC25, which does not include a 3.5mm headset jack.</p> | |

| | | | | |
|--|---|---|--|--|
| See HS2100-HS3100 Accessories Document |  | HS3100 Rugged Bluetooth Headset | <ul style="list-style-type: none"> ▶ HD Voice, also known as Wide Band Audio, brings incredible audio clarity ▶ Built to handle the everyday inevitable drops ▶ Dustproof, sprayproof and waterproof ▶ Ready for the freezer and outdoor subzero temperatures ▶ Feather-light for extraordinary comfort ▶ Noise cancellation for a superior voice experience in the noisiest environments ▶ Swap batteries on the fly — without losing the Bluetooth connection ▶ Split-second tap-to-pair simplicity using NFC. ▶ Detachable swivel boom minimizes costs. ▶ Swivelling boom mutes microphone allowing uses to prevent voice pick applications from recognizing non-voice pick conversations. ▶ User-replaceable pads and windscreens maximize comfort and hygiene ▶ 15 hours of battery power | See HS2100/HS3100 Accessories Document for headset accessories |
| various Bluetooth models B550-XT B350-XT C400-XT C300-XT (3rd party) * http://www.blueparrott.com |  | BlueParrott Bluetooth Headsets | <ul style="list-style-type: none"> ▶ Various Bluetooth models available with options that include: <ul style="list-style-type: none"> - Blocking out 96% of background noise - Over 24 hours of talk time - NFC Tap to Pair capable - Bluetooth wireless range capable up to 300 ft. - Convertible wearing options: over the head, behind the neck. See BlueParrot site for model specific options. | |
| 3PTY-VXI-B350XT (Zebra orderable SKU) http://www.vxicorp.com |  | BlueParrott Bluetooth Headset for voice directed applications | <ul style="list-style-type: none"> ▶ Discontinued 10/2018, now use HS3100 series - PMB 10005 ▶ Used to enable Voice Directed Picking (VDP) or Speech Applications in warehouse environments when the use of a wireless headset is desired ▶ Not intended to support peer-to-peer communications (PTT) or VoIP calls. ▶ Provides 24 hours talk time. ▶ Allows the use of other BT devices (i.e. RS6000 scanner or mobile printer) ▶ Zebra Compatible certification for VDF application use with MC32. | |
| 3PTY-VXI-B250XTP (Zebra orderable SKU) http://www.vxicorp.com |  | BlueParrott Bluetooth Headset for voice directed applications | <ul style="list-style-type: none"> ▶ Discontinued 10/2018, now use HS3100 series - PMB 10005 ▶ Used to enable Voice Directed Picking (VDP) or Speech Applications in warehouse environments when the use of a wireless headset is desired ▶ Not intended to support peer-to-peer communications (PTT) or VoIP calls. ▶ Provides 20 hours talk time. ▶ Allows the use of other BT devices (i.e. RS6000 scanner or mobile printer) | |

| | | | | |
|--|---|---|--|--|
| <p>3PTY-VXI-EXPWAYII</p> <p>(Zebra orderable SKU)</p> <p>http://www.vxicorp.com</p> |  | <p>BlueParrott Bluetooth Headset for voice directed applications</p> | <ul style="list-style-type: none"> ▶ Discontinued 10/2018, now use HS3100 series - PMB 10005 ▶ Used to enable Voice Directed Picking (VDP) or Speech Applications in warehouse environments when the use of a wireless headset is desired ▶ <u>Not</u> intended to support peer-to-peer communications (PTT) or VoIP calls. ▶ Provides 8 hours talk time. ▶ Allows the use of other BT devices (i.e. RS6000 scanner or mobile printer) ▶ Zebra Compatible certification for VDP application use with MC92, VC70, WT41 and MC32. | |
| <p>APTT1</p> <p>(3rd party) *</p> <p>https://www.aina-wireless.com/</p> |  | <p>Aina Push-To-Talk (PTT) Bluetooth Voice Responder Remote Speaker/Mic (RSM)</p> | <ul style="list-style-type: none"> ▶ Bluetooth speaker-microphone designed to work with different walkie talkie style Push-to-Talk applications, including Zebra PTT Pro (check with Zebra PTT Pro engineering team for current device/OS support). ▶ Includes clip for attaching device to clothing for lapel speaker/mic usage. ▶ Features several buttons which the application developers can assign to different functions. ▶ Users can remotely control functions such as push-to-talk, phone calls, channel switching and emergency alerts. ▶ Device is ruggedized, MIL-STD 810G and IP67. ▶ Long lasting battery designed for 24 hour approx battery life. Can be recharged via micro-USB port. ▶ Includes 3.5mm headset jack allowing headphones to be connected for keeping conversations more private. ▶ Can be easily paired to mobile computer using NFC tap-to-pair. | |
| <p>H3-B-1</p> <p>(3rd party) *</p> <p>https://www.dellking.com</p> |  | <p>Wandfu H3 Push-To-Talk (PTT) Bluetooth Remote Speaker/Mic (RSM)</p> | <ul style="list-style-type: none"> ▶ Bluetooth speaker-microphone designed to work with different walkie talkie style Push-to-Talk applications, including Zebra PTT Pro (check with Zebra PTT Pro engineering team for current device/OS support). ▶ Includes clip for attaching device to clothing for lapel speaker/mic usage. ▶ Includes 3.5mm headset jack allowing headphones to be connected for keeping conversations more private. | |

| | | | | |
|--|---|---|---|--|
| <p>BTR-155 (3rd party) *</p> <p>K551011 (Zebra orderable SKU) ► Discontinued 3/2019, now order from Savox</p> <p>https://www.savoxaccessories.com</p> |  | <p>Savox BTR-155 Bluetooth Remote Speaker/Mic (RSM)</p> | <ul style="list-style-type: none"> ► Bluetooth speaker-microphone designed to work with different walkie talkie style Push-to-Talk applications, including Zebra PTT Pro (check with Zebra PTT Pro engineering team for current device/OS support). ► Includes clip for attaching device to clothing for lapel speaker/mic usage. ► Rugged wireless speaker microphone IP55. ► Allows cable-free movement ► Familiar speaker microphone functions; PTT and volume buttons ► Includes 2.5mm headset jack allowing headphones to be connected for keeping conversations more private. ► LED status indication ► High speaker volume ► Includes: <ul style="list-style-type: none"> - Savox RSM - Modular Wired earpiece - Wall Charger - USB Cable - Quick Start Guide - Carrying Strap | |
| <p>BTH-101 (3rd party) *</p> <p>https://www.savoxaccessories.com</p> |  | <p>Savox Push-To-Talk (PTT) Bluetooth Headset</p> | <ul style="list-style-type: none"> ► Bluetooth headset designed to work with different walkie talkie style Push-to-Talk applications, including Zebra PTT Pro (check with Zebra PTT Pro engineering team for current device/OS support). ► Also operates as standard Bluetooth headset for taking phone calls. ► Device is lightweight and ruggedized, IP55. | |
| <p>CBL-HS2100-3MS1-01</p> |  | <p>HS2100 Headset Standard Cable (3.5 mm jack)</p> | <ul style="list-style-type: none"> ► 3.5mm barrel jack connector ► For use with TC20, TC51/TC56, TC7X, TC8000, or other devices using a 3.5mm barrel jack audio connector ► Cable is 43" (1.1 M) long ► Rugged cable with rugged connectors that are keyed/collared for a locking failsafe connection. ► Includes one clothing clip. Additional clips can be purchased separately. | <p>3.5mm Keyed/Collared Female to 3.5mm Male Headset Adapter Cable (CBL- TC51-HDST35-01)</p> |
| <p>25-124387-02R</p> |  | <p>RCH50/RCH51 Headset Adapter Cable</p> | <ul style="list-style-type: none"> ► Connects RCH50/RCH51 headset to devices with standard 3-pole 2.5mm barrel jack connector. ► Updated cable minimizes cross talk and intermittency issues. | <p>2.5mm Female to 3.5mm Male Headset Adapter Cable (CBL- TC51-HDST25-01)</p> |
| <p>25-124387-01R</p> |  | <p>RCH50/RCH51 Headset Adapter Cable</p> | <ul style="list-style-type: none"> ► Discontinued 9/2013, now use 25-124387-02R ► Connects RCH50/RCH51 headset to devices with standard 3-pole 2.5mm barrel jack connector. | <p>2.5mm Female to 3.5mm Male Headset Adapter Cable (CBL- TC51-HDST25-01)</p> |

| ADP-35M-QDCBL1-01 |  | RCH50/RCH51 Quick Disconnect Headset Adapter Cable | <ul style="list-style-type: none"> ► Connects RCH50/RCH51 headset (or headsets with Quick-Disconnect connector) to devices with 3-pole 3.5mm barrel jack connector. ► Cable features a rugged keyed/collared jack for a locking failsafe connection. | 3.5mm Keyed/Collared Female to 3.5mm Male Headset Adapter Cable (CBL-TC51-HDST35-01) |
|-----------------------------------|---|--|---|--|
| CBL-TC51-HDST25-01 |  | 2.5mm Female to 3.5mm Male Headset Adapter Cable (2.5mm jack) | <ul style="list-style-type: none"> ► Allows headsets with 2.5mm barrel jacks to be used with TC20. ► Converts 3.5mm audio jack to a standard 2.5mm barrel jack connector. ► Cable is approximately 6 inches long | |
| CBL-TC51-HDST35-01 |  | 3.5mm Keyed/Collared Female to 3.5mm Male Headset Adapter Cable (3.5mm jack) | <ul style="list-style-type: none"> ► Provides a collared/keyed 3.5mm barrel jack connector. ► Required for use with some headsets (i.e. HS2100) that use a locking keyed connector on the headset jack. ► Cable is approximately 6 inches long ► Includes Retention/Anti-Rotation Lock (ADP-LOCK-3.5HT1-01) | |
| ADP-LOCK-3.5HT1-01 |  | Spare/Replacement 3.5mm Audio Adapter Retention and Anti-Rotation Lock | <ul style="list-style-type: none"> ► This clip is used with the Keyed/Collared Female to Male Headset Adapter Cable (CBL-TC51-HDST35-01) and keyed headset cables to prevent cable rotation/spinning and also to provide a secure, reliable headset connection. ► Clip is normally included with the Keyed/Collared Female to Male Headset Adapter Cable, this is a spare/replacement clip/lock. ► NOTE: This is a Spare/Service Parts item. Contact an authorized Zebra reseller to order. | |
| Power Cords/Power Supplies | | | | |
| Part Number | Picture | Description | Notes | Required Items |
| CBL-DC-388A1-01 |  | DC Power Cord | <ul style="list-style-type: none"> ► Used along with Power Supply PWR-BGA12V50W0WW to power Single Slot USB/Charge Cradles (CRD-TC2X-SE1ET-01 or CRD1S-RFD2000-1R). ► Cable length is 1.8 meters | |

| | | | | |
|-------------------|---|--------------------------------------|--|---|
| PWR-BGA12V50W0WW |  | Power Supply | <ul style="list-style-type: none"> ► Used to power Single Slot USB/Charge Cradles (CRD-TC2X-SE1ET-01 or CRD1S-RFD2000-1R). ► 100-240 VAC, 12V, 4.16A, 50W ► Provides US DOE Level VI compliance for power efficiency. ► Replaces PWRS-14000-148R | DC Line Cord (CBL-DC-388A1-01) and AC Line Cord (23844-00-00R) |
| KIT-PWR-12V50W |  | Power Supply Kit | <ul style="list-style-type: none"> ► Includes Power Supply (PWR-BGA12V50W0WW) and DC Line Cord (CBL-DC-388A1-01) | AC Line Cord (23844-00-00R) |
| PWRS-14000-148R |  | Power Supply with integrated DC Cord | <ul style="list-style-type: none"> ► Discontinued 1/2017, now use PWR-BGA12V50W0WW and CBL-DC-388A1-01 - see PMB 2923 and PMB 2851 ► Replaces KT-14000-148R ► Used to power Single Slot USB/Charge Cradles (CRD-TC2X-SE1ET-01 or CRD1S-RFD2000-1R). ► 100-240 VAC, 12VDC, 3.33A ► Energy Star Compliant | AC Line Cord (23844-00-00R) |
| 50-14000-148R |  | Power Supply with integrated DC Cord | <ul style="list-style-type: none"> ► Discontinued 12/2007 - replaced by KT-14000-148R ► Used to power Single Slot USB/Charge Cradles (CRD-TC2X-SE1ET-01 or CRD1S-RFD2000-1R). | AC Line Cord (23844-00-00R) |
| KT-14000-148R |  | Power Supply with integrated DC Cord | <ul style="list-style-type: none"> ► Replaces 50-14000-148R ► Used to power Single Slot USB/Charge Cradles (CRD-TC2X-SE1ET-01 or CRD1S-RFD2000-1R). ► Discontinued 12/2010 - now use PWRS-14000-148R | AC Line Cord (23844-00-00R) |
| CBL-DC-381A1-01 |  | DC Power Cord | <ul style="list-style-type: none"> ► Used to power 5-Slot ShareCradles when using Level VI Efficiency power supply (PWR-BGA12V108W0WW) ► This cable does not include the black extension release latch which is not required when used on Multi-Slot ShareCradles. ► CBL-DC-382A1-01 is still typically used though. | |
| CBL-DC-382A1-01 |  | DC Power Cord | <ul style="list-style-type: none"> ► Used to power 5-Slot ShareCradles when using Level VI Efficiency power supply (PWR-BGA12V108W0WW) ► Cable has black extension tab for releasing the cable from the back of the cradle. This isn't required when using Multi-Slot ShareCradles. | |
| 50-16002-029R |  | DC Power Cord | <ul style="list-style-type: none"> ► Used to power 5-Slot ShareCradles | |
| PWR-BGA12V108W0WW |  | Power Supply | <ul style="list-style-type: none"> ► Replaces PWRS-14000-241R ► Used to power 5-Slot ShareCradles ► 9A, 108W ► Level VI Efficiency rated | DC Power Cord (CBL-DC-382A1-01) and AC Line Cord (23844-00-00R) |

| | | | | |
|--|---|-------------------------------|--|--|
| PWRS-14000-241R |  | Power Supply | <ul style="list-style-type: none"> ▶ Discontinued 2/2017, now use PWR-BGA12V108W0WW - PMB 2851 and 2933 ▶ Replaces 50-14000-241R ▶ Used to power 5-Slot ShareCradles ▶ 100-240VAC, 12VDC, 9A ▶ Energy Star Compliant | AC Line Cord (23844-00-00R) |
| 50-14001-004R |  | Power Supply | <ul style="list-style-type: none"> ▶ Discontinued 12/2007 - replaced by 50-14000-241R ▶ Used to power 5-Slot ShareCradles | AC Line Cord (23844-00-00R) |
| 50-14000-241R |  | Power Supply | <ul style="list-style-type: none"> ▶ Replaces 50-14001-004R ▶ Used to power 5-Slot ShareCradles ▶ Discontinued 12/2010 - now use PWRS-14000-241R | AC Line Cord (23844-00-00R) |
| 23844-00-00R |  | AC Line Cord | <ul style="list-style-type: none"> ▶ Used to power Universal Cradle with Power Supply PWR-BGA12V50W0WW / PWRS-14000-148C. ▶ This AC Line Cord is for use in North America. See the AC Line Cords by Country TAG for comparable line cords to use in other countries. | |
| 50-16000-182R |  | AC Line Cord | <ul style="list-style-type: none"> ▶ Used to power Single Slot Charge-Only Cradle with PWR-BUA5V16W0WW. ▶ This AC Line Cord is for use in North America. See the AC Line Cords by Country TAG for comparable line cords to use in other countries. | |
| PWR-WUA5V12W0US (US plug style) PWR-WUA5V12W0GB (UK plug style) PWR-WUA5V12W0EU (EU plug style) PWR-WUA5V12W0AU (Australia plug style) PWR-WUA5V12W0CN (China plug style) PWR-WUA5V12W0IN (India plug style) PWR-WUA5V12W0KR (Korea plug style) PWR-WUA5V12W0BR (Brazil plug style) |  | USB Power Supply | <ul style="list-style-type: none"> ▶ Used with USB-C Cable to provide a lower cost charging solution than using a Cradle. ▶ Also used to power Single Slot Charge-Only Base Cradle (CRD-TC2X-BS1CO-01). ▶ Provides higher current (2.5A) for faster charging ▶ 100-240 VAC, 5 V, 2.5 A | USB-C Cable (CBL-TC2X-USBC-01) for TC25 or (CBL-TC5X-USBC2A-01) for TC20 |
| CHG-AUTO-USB1-01 CHG-AUTO-USB1-BR (for Brazil) |  | USB Cigarette Lighter Adapter | <ul style="list-style-type: none"> ▶ Used with USB-C Cable to provide in-vehicle charging. ▶ Includes two USB A ports providing higher current (2.5A) for faster charging | USB-C Cable (CBL-TC2X-USBC-01) for TC25 or (CBL-TC5X-USBC2A-01) for TC20 |
| Batteries | | | | |
| Part Number | Picture | Description | Notes | Required Items |

| | | | | |
|---|---|--|--|--|
| <p>BTRY-TC2X-PRPK1-01</p> <p>BTRY-TC2X-PRPK1-BR (for use in Brazil)</p> |  | <p>PowerPack Battery</p> | <ul style="list-style-type: none">▶ Charges the internal TC2X battery▶ Provides additional 10 hours of battery life▶ PowerPack weighs approximately 100g (.25 LB)▶ 3000 mAh battery - same size as TC2X internal battery.▶ LED indicators on the top of the Power Pack indicate charge level when button is pressed.▶ Charges in all of the cradle solutions with or without the TC2X▶ Can also be charged via USB-C connector on side of PowerPack.▶ Optional Handstrap (SG-TC2X-HSTRP1-01) attaches to bottom strap loop point of battery.▶ Not compatible with Snap-on accessories (i.e. Pistol Grip Trigger or RFID Sled)▶ PowerPack Battery must be removed when using the Single Slot Ethernet/USB/Charging ShareCradle (CRD-TC2X-SE1ET-01) and USB or Ethernet connection to/from device is needed since it will not allow the TC2X's USB-C connector to plug into the cradle. | |
| <p>BTRY-RF20GAB0E-00</p> <p>BTRY-RF20GAB0E-00K (for use in Korea and India)</p> |  | <p>RFD2000 RFID Sled Spare Battery with PowerPrecision (3150 mAh)</p>  | <ul style="list-style-type: none">▶ Designed, manufactured & tested to meet rigorous controls & standards▶ Premium-grade cells with higher capacity & longer life cycle▶ Designed to help prevent overcharging & electrical shock▶ Information available:<ul style="list-style-type: none">- Battery Asset Information<ul style="list-style-type: none">+ Manufacture Date of Battery+ Serial Number of Battery+ Model Number of Battery+ Firmware Version of Battery+ Design Capacity- Battery Life Statistics<ul style="list-style-type: none">+ State of Health Meter+ Charge Cycles Consumed- Battery Status (at Time of Poll)<ul style="list-style-type: none">+ State of Charge+ Remaining Capacity+ Charge Status+ Remaining Time to Complete Charging+ Battery Voltage / Current- Battery Temperature<ul style="list-style-type: none">+ Present/Highest/Lowest▶ NOTE: Battery is same size as 36XX series scanner battery. This battery will not charge properly in the RFD2000 and is not supported. | |



Zapraszamy do kontaktu!
Więcej informacji: www.kreski.pl