



Access Point Portfolio

Extreme Networks offers Wi-Fi Infrastructure solutions that is built on a foundation of products with unlimited scalability, reliability and security services providing the industry's most extensive suite of access points and management solutions.

With the broadest family of Wi-Fi 6 (11ax) access points, Extreme Networks is helping customers accelerate in every environment. No matter which of our access points you























choose, you will experience next-generation management services that eliminates single points of failure, can effortlessly grow from a single access point to hundreds of thousands, and lets you easily manage and support thousands of access points from a centralized platform in the cloud or on-prem.

Visit: ExtremeWireless for more information:
<https://www.extremenetworks.com/products/extremewireless>



Zapraszamy do kontaktu!
Więcej informacji: www.kreski.pl

Extreme Networks AP Portfolio

Wi-Fi 6		
4x4		2x2
Dual-Radio	Tri-Radio	Dual-Radio
<p>AP510e</p>  <p>AP505i</p>  <p>AP510i</p>  <p>AP560i (Outdoors)</p>  <p>AP560h (Outdoors)</p> 	<p>AP410e</p>  <p>AP410i</p>  <p>AP460e (Outdoors)</p>  <p>AP460i (Outdoors)</p> 	<p>AP310e</p>  <p>AP310i</p>  <p>AP360i (Outdoors)</p>  <p>AP360e (Outdoors)</p> 
Cloud-Managed		
<p>AP510C (aka AP650/x)</p>  <p>AP510CX (aka AP650/x)</p> 	<p>AP410C</p>  <p>AP460C/ AP460S6C/ AP460S12C (Outdoors)</p> 	<p>AP305C</p>  <p>AP302W</p>  <p>AP305CX</p> 
Wi-Fi 5		
Specialized Cloud Managed		
<p>AP150</p> 	<p>AP30</p> 	



Zapraszamy do kontaktu!
Więcej informacji: www.kreski.pl

AP Comparison

Wi-Fi 6												
	AP505i	AP510i/e	AP510C/CX (AP650C/CX)	AP560i/h	AP410i/e	AP410C	AP460i/e	AP460C (x3)	AP310i/e	AP360i/e	AP305C/CX	AP302W
Radio Technology	Wi-Fi 6 Dual Radio	Wi-Fi 6 Dual 5GHz			Wi-Fi 6 Dual Radio	Wi-Fi 6 Dual 5Ghz	Wi-Fi 6 Dual Radio	Wi-Fi 6 Dual 5Ghz				
Performance	4x4:4								2x2:2			
Interface(s)	1 Gig 2.5 Gig	1 Gig 5 Gig	1 Gig 2.5 Gig						1 Gig (x2), POE Out	1 Gig (x2)	1 Gig (x4) Pass Thru port	
Power	802.3at								802.3af, POE out need 802.3at	802.3af 802.3af		
IoT	BLE/Zigbee/USB			BLE/Zigbee	BLE/Zigbee/USB		BLE/Zigbee	BLE/Zigbee/USB		BLE/Zigbee	BLE/USB	
Environment	Indoor UL2043			Outdoor IP67 Rated	Indoor UL2043		Outdoor IP67 Rated		Indoor UL2043	Outdoor IP67 Rated	Indoor UL2043	
Other					Tri-Radio Dedicated Threat Sensor	Light Sensor Tri-Radio Dedicated Threat Sensor	GPS Tri-Radio Dedicated Threat Sensor	Light Sensor, omni, sector, Tri-Radio Dedicated Threat Sensor	PSE Out: 11af out if 11at provided in	GPS		
Custom Use Cases				Stadium and outdoor integrated antenna solutions			Cold Storage, Outdoor, wet, dusty and harsh environments			Cold Storage, Outdoor, wet, dusty and harsh environments	Walljack	
Operating Temp	0C - +45	AP510i: 0C - +45C, AP510e: -20C - +55C	AP510C: 0C - +40C AP510CX: -20C - +50C	40C - +55C	AP410i: 0C - +50C, AP410e: 20C - +55C	0C - +40C	40C - +60C	40C - +60C	AP310i: 0C - +50C, AP310e: -20C - +55C	-40C - +60C	-0C - +40C	
Management	WiNG		ExtremeCloud IQ	WiNG		ExtremeCloud IQ	WiNG	ExtremeCloud IQ	WiNG		Universal	
Wi-Fi 5												
				AP150W				AP30				
Radio Technology				11acW2 Dual Radio				11acW2 Dual Radio				
Performance				3x3:3				2x2:2				
Interface(s)				1 Gig (x4) 1 Pass thru				1 Gig				
Power				802.3 af DC Power				802.11af				
IoT				BLE/Zigbee				BLE				
Environment				Indoor UL2043				Indoor Non-Plenum				
Other				Range extension Location and presence tracking				Range extension Location and presence tracking				
Custom Use Cases												
Operating Temp				-0 to 40°C								
Management				ExtremeCloud IQ				ExtremeCloud IQ				

Extreme Networks AP Management

ExtremeCloud IQ (XIQ)	Extreme Campus Controller	WiNG VX 9000 Controller
Using innovative machine learning and artificial intelligence technologies, ExtremeCloud IQ delivers unified, full-stack management of wireless access points, switches, and routers and enables onboarding, configuration, monitoring, troubleshooting, reporting, and more.	Extreme Campus Controller delivers simplified management with tightly integrated services and features required for on-premise deployments, complemented with simplified licensing. Extreme Campus Controller is also available as a virtual machine (VM) for customers that have their own requirements for this type of service.	The cost-effectiveness of virtualization combines with high-performance advanced wireless services, endless scalability, superior deployment flexibility, and centralized management of the entire wireless network through a single windowpane, bringing a new level of simplicity, cost-efficiency, and much needed hardware independence to the wireless LAN.