

Kreski

Zapraszamy do kontaktu!
Więcej informacji: www.kreski.pl



Master Data Analyzer

DIGITIZATION OF GOODS FOR OPTIMIZED LOGISTICS PROCESSES

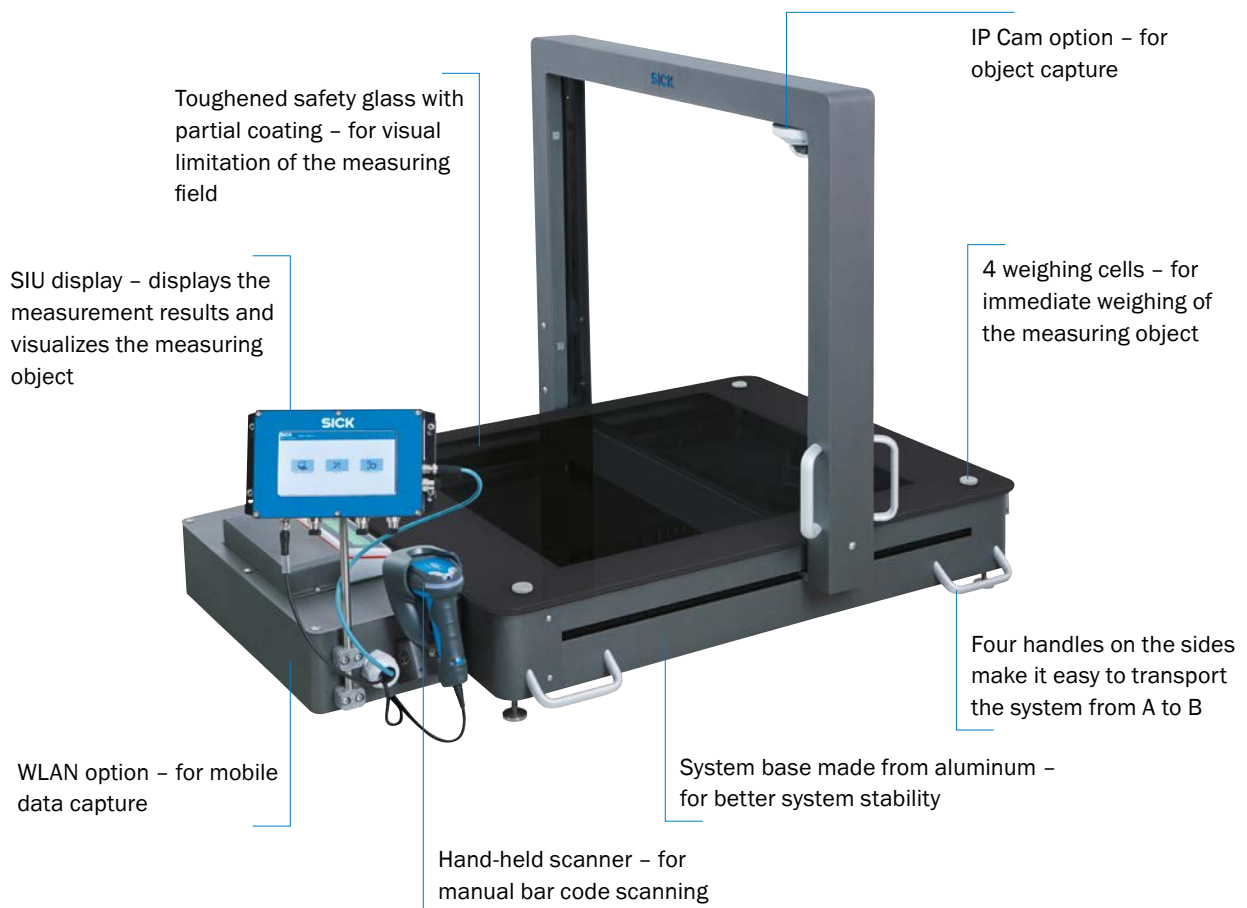
Track and trace systems

SICK
Sensor Intelligence.

DIGITIZATION OF GOODS TO GO

SICK's Master Data Analyzer is a compact and complete out-of-the-box solution for the instant capture of master data. The mobile variant with industrial rechargeable battery and WLAN technology is flexible for installation in a variety of locations. If the signal is not strong enough for wireless data transmission, an internal cache is available.

The rugged industry-grade design and the clear and straightforward operating concept make for easy handling. The system's glass plate can be removed without tools, making it easy to clean. The user is provided with clear feedback about the measurement process via the indicators on the display. Through continuous self-diagnosis, the Master Data Analyzer is able to supply stable measured values in real time.





Zapraszamy do kontaktu!
Więcej informacji: www.kreski.pl

Unpack. Set up. Connect.

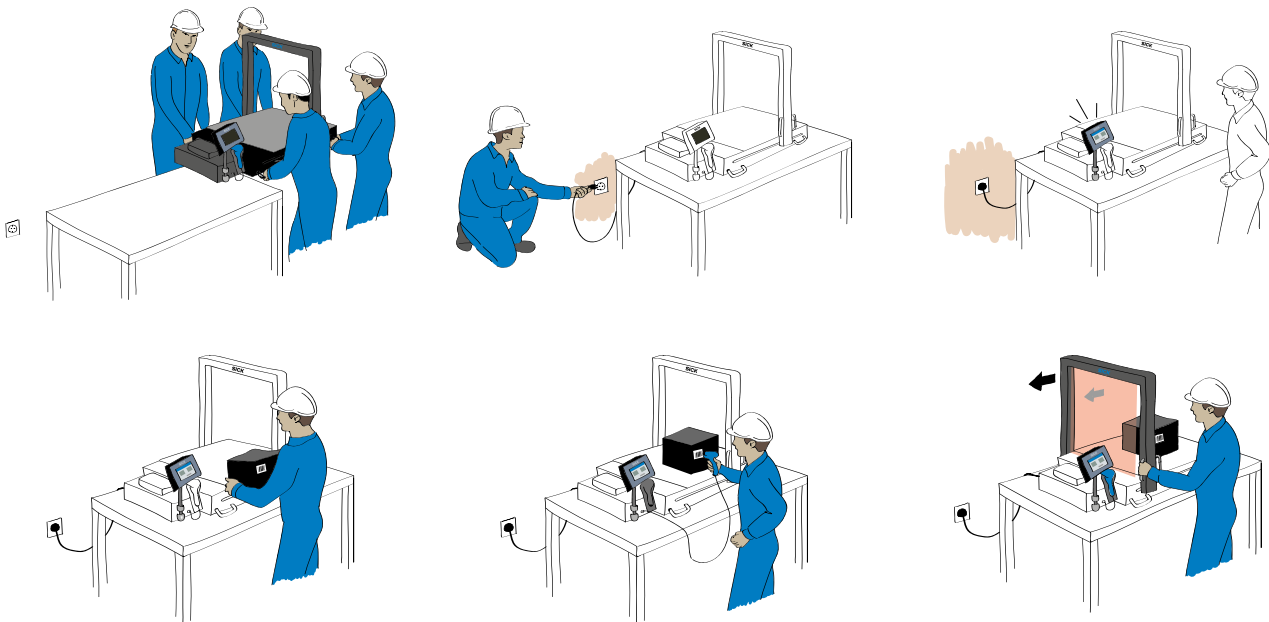
The Master Data Analyzer is as easy to operate as a television. Simply set up the pre-assembled system, connect to the power, and capture object data – goods digitization at your fingertips. All information – dimensions, weight, and bar code – is captured in a single step.

Measurements can be taken in both directions, so it does not matter which direction the goods are coming in from.

The rugged and compact system can even be relocated at any time.

No power or network nearby? The Master Data Analyzer can capture master data in rechargeable battery mode and transfer the data via WLAN.

For us, high-tech is all about making things easier.



MASTER DATA CAPTURE IN AN INSTANT



1. Place the measuring object on the Master Data Analyzer measuring field.

The object is weighed automatically. The object does not have to be aligned. Use the hand-held scanner to scan the object's bar code.



2. Slide the read portal past the end of the object.

Measurements can be taken in both directions. MLGs (measuring automation light grids) measure the object regardless of its reflective properties.



3. Data is output immediately after an object has been detected.

The system merges the data from the bar code with the object's dimension and weight data. The measurement process remains stable even if movements are interrupted or reversed.

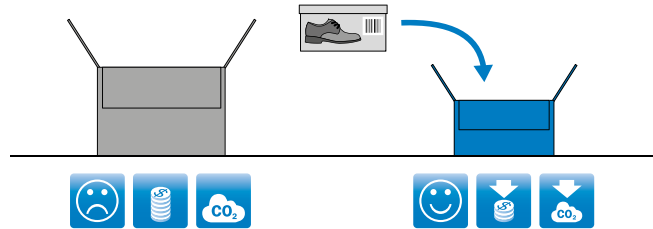
MASTER DATA TO OPTIMIZE YOUR PROCESSES

Kreski

Zapraszamy do kontaktu!
Więcej informacji: www.kreski.pl

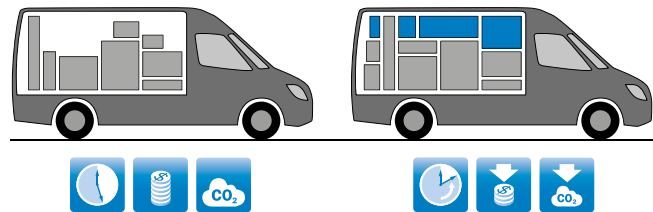
Master data capture for picking processes

Workers at downstream packing stations are able to use the images recorded by the Master Data Analyzer during master data capture to visually verify that packaging is correct. This improves the quality of the packaging process.



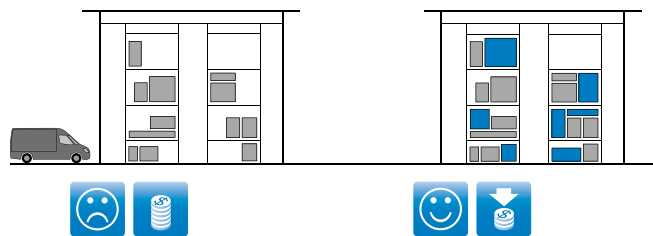
Master data capture for transport processes

For optimum loading on swap bodies and to avoid blockages and misrouting during the loading of transport vehicles through to the projection of shipping or freight costs, the Master Data Analyzer supplies all relevant master data inclusive of geometries. This also helps to cut fuel consumption and leads to a reduction in the associated CO₂ emissions.



Master data capture for storage processes

The intralogistical life cycle of goods starts with goods receipt. The increase in levels of automation is creating a demand for other information in addition to conventional master data. For optimum goods storage along with automated handling and retrieval, the Master Data Analyzer merges product master data with properties that are relevant from the point of view of logistics to create an updated new master data record.



DIGITIZATION OF GOODS FOR OPTIMIZED LOGISTICS PROCESSES



Product description

The Master Data Analyzer track-and-trace system captures the dimensions, the weight, and the bar code of objects in one step. Measuring automation light grids (MLG) enable measurements to be taken regardless of the object's reflective properties. This means that the Master Data Analyzer can be relied upon to deliver accurate measured data for objects packaged in foil in particu-

lar. It is not necessary to align objects. Measurements can be carried out in both directions. Data is sent directly after an object has been detected. Measurements can even be interrupted. The Master Data Analyzer also impresses with its rugged design, simple and intuitive operation, and maintenance-free mechanism.

At a glance

- Volume measurement accuracy of 2.5 x 2.5 x 2.5 mm and weight determination with accuracy of ± 5 g
- Bar code reading of all conventional 1D and 2D bar codes
- Maximum object size of 800 x 600 x 600 mm
- Mobile solution with industrial rechargeable battery and WLAN technology

Your benefits

- Reliable collection of master data – regardless of shape and surface
- High degree of storage optimization thanks to extremely high measurement accuracy
- Stable measurement thanks to continuous self-diagnosis, start and stop option
- Measurements taken in both directions, data output immediately after object measurement, and short measuring cycles result in high process reliability and save a great deal of time
- No further training necessary thanks to intuitive software design and Plug&Play functionality



Additional information

Detailed technical data	7
Ordering information	9
Dimensional drawing	10
Accessories	10

→ www.sick.com/Master_Data_Analyzer

For more information, simply enter the link or scan the QR code and get direct access to technical data, CAD design models, operating instructions, software, application examples, and much more.

Kreski

Zapraszamy do kontaktu!
Więcej informacji: www.kreski.pl



Detailed technical data

The exact device specifications and performance data of the product may deviate from the information provided here, and depend on the application in which the product is being used and the relevant customer specifications.

General notes

Items supplied	MSC800 controller MLG-2 Pro (2 x) Weighing cells (4 x) Hand-held scanners
-----------------------	--

Features

	MDA650 2,5 (Image)	MDA650 5 (Image)	MDA800 2.5 mm (image)	MDA800 5 (Image)
Camera type	IP camera			
Controller	MSC800			
Code resolution	≥ 0.08 mm ¹⁾ ≥ 0.18 mm ²⁾			
Covered conveyor width	650 mm		800 mm	
Reading distance ³⁾	30 mm ... 380 mm			
Read field width	600 mm			
Read field height	600 mm			
Depth of field	IDM2xx-xxxS Standard Range reading field diagram			
Laser class	II			
Heating	No			
Legal-for-trade	No			
Applications	Master data acquisition Master data capture incl. images (depending on type)			
Application	Industrial environment Stand Alone			
Scanner design	Hand-held scanners			
Including image recording	– / ✓ (depending on type)			
Misalignment of the object	360°			
Number of object sides	Free (hand-held scanner)			
Conveyor type	Glass plate (static)			

¹⁾ Valid for Code 39.

²⁾ Valid for Data Matrix code.

³⁾ For details, see reading field diagram for the IDM26x corded.

Performance

	MDA650 2,5 (Image)	MDA650 5 (Image)	MDA800 2.5 mm (image)	MDA800 5 (Image)
Code types	1D 2D Stacked code			
Travel speed of measurement axis	Depending on operator			
Maximum object size	650 mm x 600 mm x 600 mm		800 mm x 600 mm x 600 mm	
Minimum object size	10 mm x 10 mm x 5 mm			
Number of codes per reading interval	1			
Throughput	900 pph			
Number of codes per scan	1			
Identification of parcels	Yes			
Accuracy of object coverage	± 2.5 mm	± 5 mm	± 2.5 mm	± 5 mm

	MDA650 2,5 (Image)	MDA650 5 (Image)	MDA800 2.5 mm (image)	MDA800 5 (Image)
Accuracy of scale	0.005 kg (up to 15 kg), 0.01 kg (up to 30 kg)			
Certificates	CE in accordance with EMC 2014/30/EU			
1D code types	Code 39 Code 39 Trioptic Code 32 Code 93 Code 11 Codabar Code 128 GS1-128 / EAN 128 UPC / EAN / JAN (with addition) MSI/Plessey UK/Plessey IATA Interleaved 2 of 5 Standard and Industrial 2 of 5 Matrix 2 of 5 Telepen GS1 DataBar Australian Post China Post German Post US Planet US Postnet British Post Intelligent Mail Japan Post Korean Post Dutch KIX Post			
2D code types	Data Matrix QR code MicroQR-Code Aztec MaxiCode			
Number of objects per second	0.25 Objects per second			

Interfaces

Optical indicators	7" touch display (800 x 600 RGB)
Output data	XML TXT
Configuration interface	Ethernet (RJ45)
Identification	Hand-held scanners

Mechanics/electronics

	MDA650 2,5 (Image)	MDA650 5 (Image)	MDA800 2.5 mm (image)	MDA800 5 (Image)
Dimensions, system (L x W x H)	1,210 mm x 900 mm x 900 mm		1,360 mm x 900 mm x 900 mm	
Measuring height	600 mm			
Measuring area of system	650 mm x 600 mm		800 mm x 600 mm	
Measurement area of platform scale	650 mm x 600 mm		800 mm x 600 mm	
Enclosure rating	IP20			
Protection class	III			
Electrical safety	EMC Directive: 2014/30/EU			

	MDA650 2,5 (Image)	MDA650 5 (Image)	MDA800 2.5 mm (image)	MDA800 5 (Image)
Output voltage of the power supply modules	24 V			
Electrical connection	Mains plug / Battery system			
Supply voltage	230 V			
Mains frequency	50 Hz ... 60 Hz			
Panel PC	7" touch display (800 x 600 RGB) (SIU)			
Trigger	During bar code scanning			
Encoder	SICK wire draw encoder			
Power consumption	36 W			
Lens	Wide angle			
Housing	Steel enclosure on aluminum baseplate			
Housing material	Powder-coated metal housing			
Total weight	90 kg		100 kg	
Housing color	Deep matt micaceous iron oxide			

Ambient data

Permissible relative humidity	≤ 90 %, Non-condensing
Electromagnetic compatibility (EMC)	Low Voltage Directive EN 61000-6-2
Ambient light immunity	Constant light, indirect, 150,000 lx
Shock load	Normal transport load Stationary operation
Shock resistance	Normal transport load Stationary operation
Vibration load	Normal transport load Stationary operation

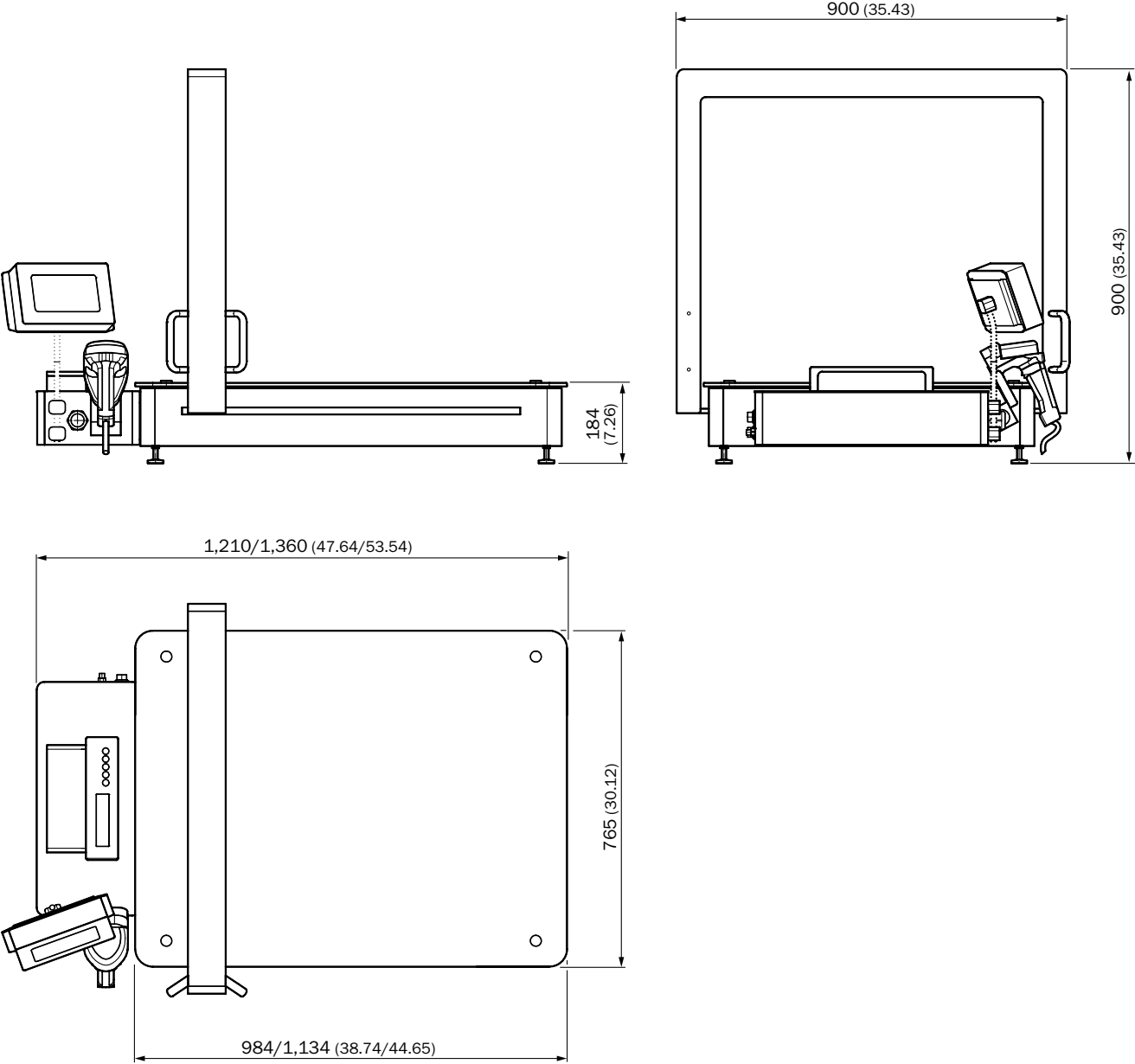
Ordering information

Covered conveyor width	Including image recording	Accuracy of object coverage	Type of system	Part no.
650 mm	-	± 2.5 mm	MDA650 2,5	1087605
	✓	± 2.5 mm	MDA650 2,5 Image	1087607
	-	± 5 mm	MDA650 5	1079161
	✓	± 5 mm	MDA650 5 Image	1079163
800 mm	-	± 2.5 mm	MDA800 2,5	1087606
	✓	± 2.5 mm	MDA800 2,5 Image	1087608
	-	± 5 mm	MDA800 5	1079162
	✓	± 5 mm	MDA800 5 Image	1079164



Zapraszamy do kontaktu!
Więcej informacji: www.kreski.pl


Dimensional drawing (Dimensions in mm (inch))




Accessories

Connection systems

Modules and gateways

	Type	Part no.
	Wifi adapter	2087193

Power supply units and power supply cables

	Brief description	Type	Part no.
	Power supply COLD Device-C14, 2.5 m	Power supply Master Data Analyzer CD	2092752
	Power supply EU-SCHUKO, 3.8 m	Power supply Master Data Analyzer EU	2087223
	Power supply US-NEMA, 3.8 m	Power supply Master Data Analyzer US	2091880

Further accessories

Hardware

Description	Type	Part no.
Sliding table with rollers for positioning the MDA	Table with rollers	2092736

Rechargeable batteries and battery chargers

Description	Type	Part no.
Sliding table with rollers and integrated charging station for mobile use of MDA	Table with rollers and rechargeable battery	2087217



Zapraszamy do kontaktu!
Więcej informacji: www.kreski.pl

SICK AT A GLANCE

SICK is a leading manufacturer of intelligent sensors and sensor solutions for industrial applications. With more than 7,400 employees and over 50 subsidiaries and equity investments as well as numerous agencies worldwide, we are always close to our customers. A unique range of products and services creates the perfect basis for controlling processes securely and efficiently, protecting individuals from accidents and preventing damage to the environment.

We have extensive experience in various industries and understand their processes and requirements. With intelligent sensors, we can deliver exactly what our customers need. In application centers in Europe, Asia and North America, system solutions are tested and optimized in accordance with customer specifications. All this makes us a reliable supplier and development partner.

Comprehensive services round out our offering: SICK LifeTime Services provide support throughout the machine life cycle and ensure safety and productivity.

For us, that is “Sensor Intelligence.”

Worldwide presence:

Australia, Austria, Belgium, Brazil, Canada, Chile, China, Czech Republic, Denmark, Finland, France, Germany, Great Britain, Hungary, India, Israel, Italy, Japan, Malaysia, Mexico, Netherlands, New Zealand, Norway, Poland, Romania, Russia, Singapore, Slovakia, Slovenia, South Africa, South Korea, Spain, Sweden, Switzerland, Taiwan, Thailand, Turkey, United Arab Emirates, USA, Vietnam.

Detailed addresses and further locations → www.sick.com

The logo for Kreski, featuring the word "Kreski" in a bold, italicized sans-serif font. The letter "K" is stylized with a red horizontal bar extending from its base.

Zapraszamy do kontaktu!
Więcej informacji: www.kreski.pl